



FULLY-AUTOMATED SO YOU CAN ACCOMPLISH MORE THAN EVER BEFORE



Walkaway automation for efficient workflow

- Continuous, hands-free processing with up to 45 minutes of walkaway time means operators are free to focus on other tasks
- Carousels can be loaded at accessioning and easily transported
- Load up to 20 vials, slides and filters
- Processed slides are racked and ready for staining. Output racks can be loaded directly into select stainers and coverslippers*



Ergonomic design to reduce repetitive strain

- Automated vial uncapping and re-capping
- Minimizes risk of repetitive strain injuries for operators



Chain-of-custody verification for each sample

- Barcodes on the vial are automatically matched to the label on the slide, reducing the possibility of errors

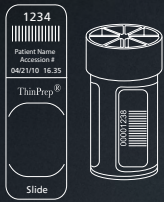


Intuitive design

- User-friendly touch screen interface for real-time progress tracking and reporting

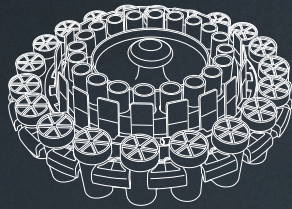
**Adapters may be required for some models.*

1. LABELING



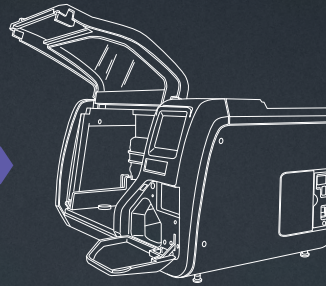
Barcode labels are placed on the vials and slides.

2. LOADING



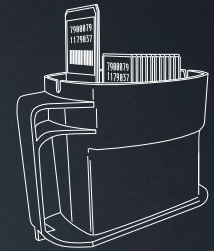
Sample vials, matching slides, and filters are loaded into the input carousel.

3. MATCHING/PROCESSING



The ThinPrep 5000 Processor reads the barcode from the sample vial and matches it with the slide ID. The sample is processed only after the match is confirmed.

4. STAINING



Processed slides are placed in an alcohol bath and ready for staining.

THINPREP 5000 PROCESSOR SPECIFICATIONS



| | |
|-----------------------------|--|
| Instrument dimensions | Width: 86 cm/34 in Height: 56 cm/22 in Depth: 66 cm/26 in |
| Clearances | Width: 102 cm/40 in Height: 102 cm/40 in Depth: 92 cm/36 in |
| Weight | 84 kg/185 lbs (approximate) |
| Carousel capacity | Up to 20 ThinPrep Pap, Non-Gyn, or UroCyte [®] vials Up to 20 slides Up to 20 filters |
| Output capacity | 8 alcohol baths of up to 20 slides each |
| Stainers rack compatibility | Compatible with most commercially available stainers/cover slips Adapters may be required for some models |
| Barcode support | Vial and Slide label : 1D linear barcodes (Code 128, I2 of 5, Code 39, Code 93) Hologic imager compatible 7/7 OCR |

Diagnostic Solutions | Hologic.ca | info-canada@hologic.com

SS-00308-CAN-EN Rev.002 © 2016 Hologic, Inc. All rights reserved. Hologic, Science of Sure, ThinPrep, UroCyte and associated logos are trademarks and/or registered trademarks of Hologic, Inc. and/or its subsidiaries in the United States and/or other countries. All other trademarks are the property of their respective owners. This information is intended for medical professionals and is not intended as a product solicitation or promotion where such activities are prohibited. Because Hologic materials are distributed through websites, podcasts and tradeshows, it is not always possible to control where such materials appear. For specific information on what products are available for sale in a particular country, please contact your Hologic representative or write to info-canada@hologic.com.

